



Views on EU and Other Nations

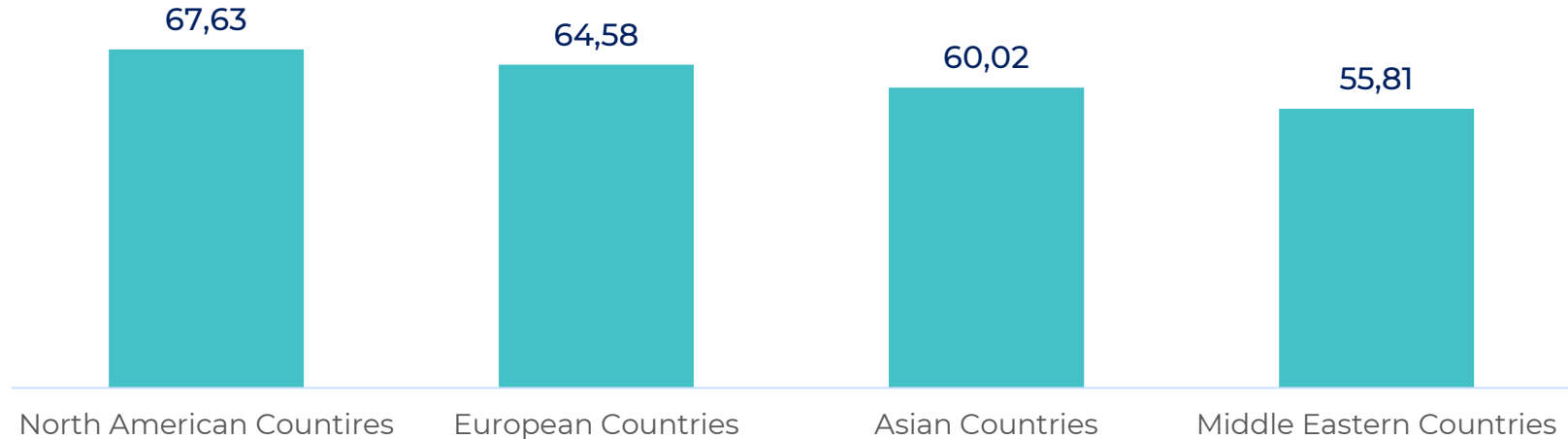
**How Americans View the World**

*April 16, 2025*

Engage. Recognize. Adapt.

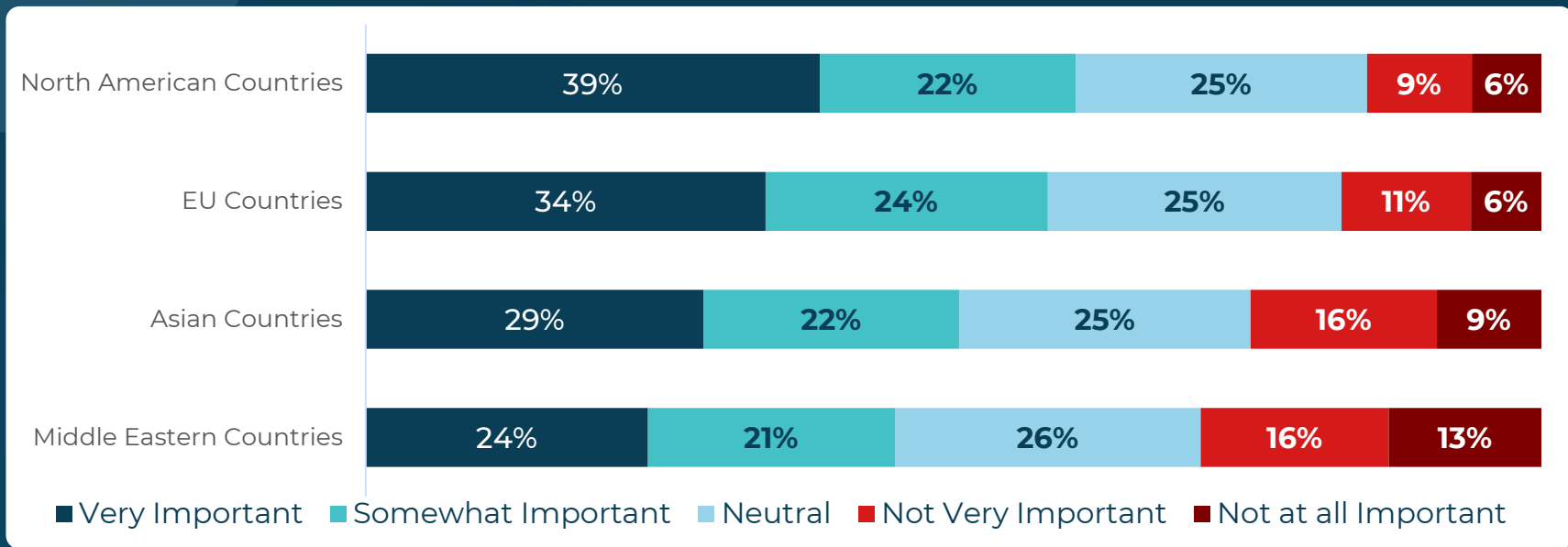
# World Views: A US Perspective

# American Allies: Importance



**Q1. When thinking of America's allies, how important do you feel each of the following groups are to the United States? Please use a scale of 0 to 100 where 0 means you do not feel they are at all important and 100 means you feel they are very important as an ally for the US. You can use any number between 0 and 100.**

# American Allies: Importance



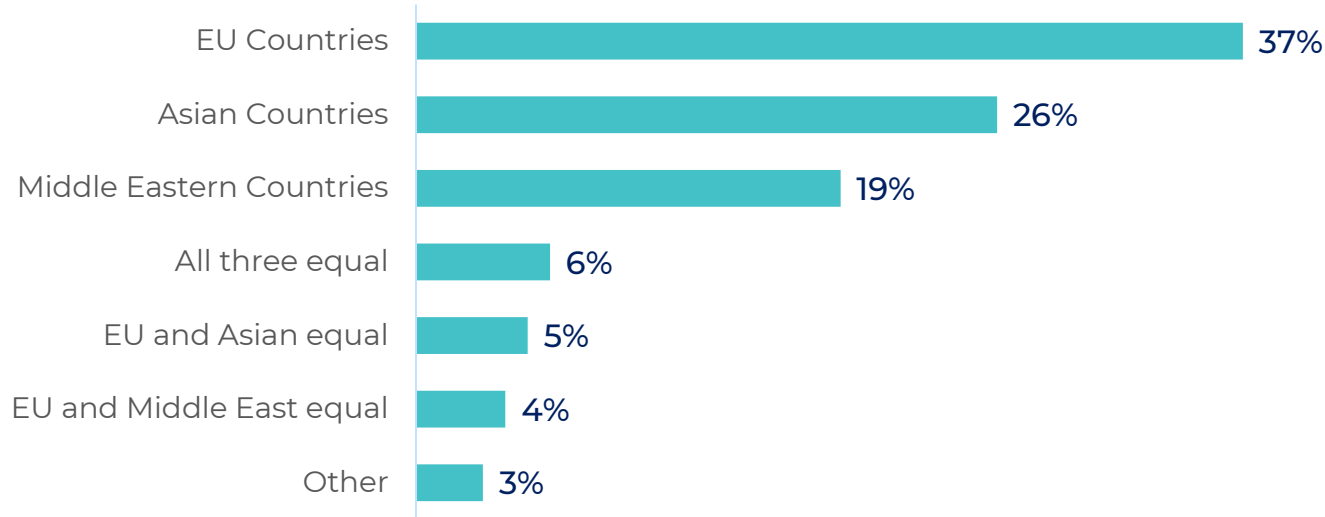
**Q1. When thinking of America's allies, how important do you feel each of the following groups are to the United States? Please use a scale of 0 to 100 where 0 means you do not feel they are at all important and 100 means you feel they are very important as an ally for the US. You can use any number between 0 and 100.**

# American Allies: Importance Breakout

Q1. When thinking of America's allies, how important do you feel each of the following groups are to the United States? Please use a scale of 0 to 100 where 0 means you do not feel they are at all important and 100 means you feel they are very important as an ally for the US. You can use any number between 0 and 100. (% Very important 80-100)

	North American Countries	European Countries	Asian Countries	Middle Eastern Countries
<b>Total</b>	<b>39%</b>	<b>34%</b>	<b>29%</b>	<b>24%</b>
Men	40%	34%	29%	27%
Women	38%	33%	28%	21%
Gen Z	21%	26%	23%	20%
Millennials	37%	34%	30%	29%
Gen X	38%	27%	26%	20%
Boomers	50%	42%	31%	25%
Non-College	34%	28%	25%	20%
College	50%	46%	37%	32%
Trump 2024 Voter	35%	28%	26%	25%
Harris 2024 Voter	56%	49%	39%	26%
Have a current passport	40%	34%	29%	26%
Used to have a passport	40%	41%	33%	21%
Have never had a passport	38%	31%	27%	23%

# American Allies: Most Important (not including North America)



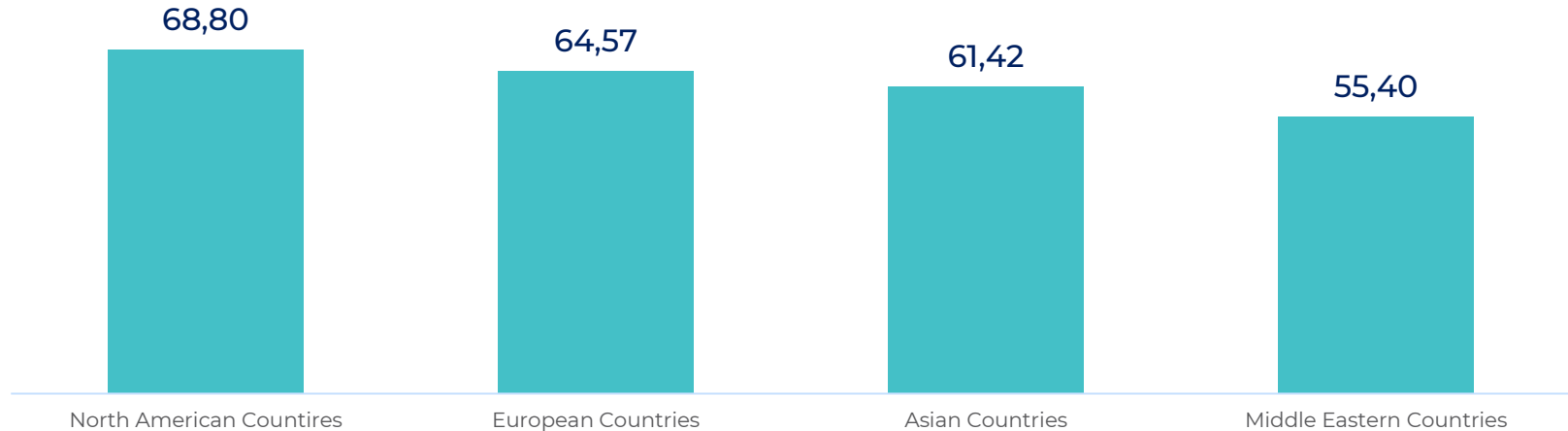
Q1. When thinking of America's allies, how important do you feel each of the following groups are to the United States? Please use a scale of 0 to 100 where 0 means you do not feel they are at all important and 100 means you feel they are very important as an ally for the US. You can use any number between 0 and 100.

# American Allies: EU Most Important Breakout

Q1. When thinking of America's allies, how important do you feel each of the following groups are to the United States? Please use a scale of 0 to 100 where 0 means you do not feel they are at all important and 100 means you feel they are very important as an ally for the US. You can use any number between 0 and 100.

	EU Most Important	EU Not Vied as Most Important
<b>Total</b>	<b>51%</b>	<b>49%</b>
Men	48%	52%
Women	55%	45%
Gen Z	45%	55%
Millennials	41%	59%
Gen X	54%	46%
Boomers	65%	35%
Non-College	50%	50%
College	55%	45%
Trump 2024 Voter	53%	47%
Harris 2024 Voter	59%	41%
Have a current passport	48%	52%
Used to have a passport	54%	46%
Have never had a passport	56%	44%

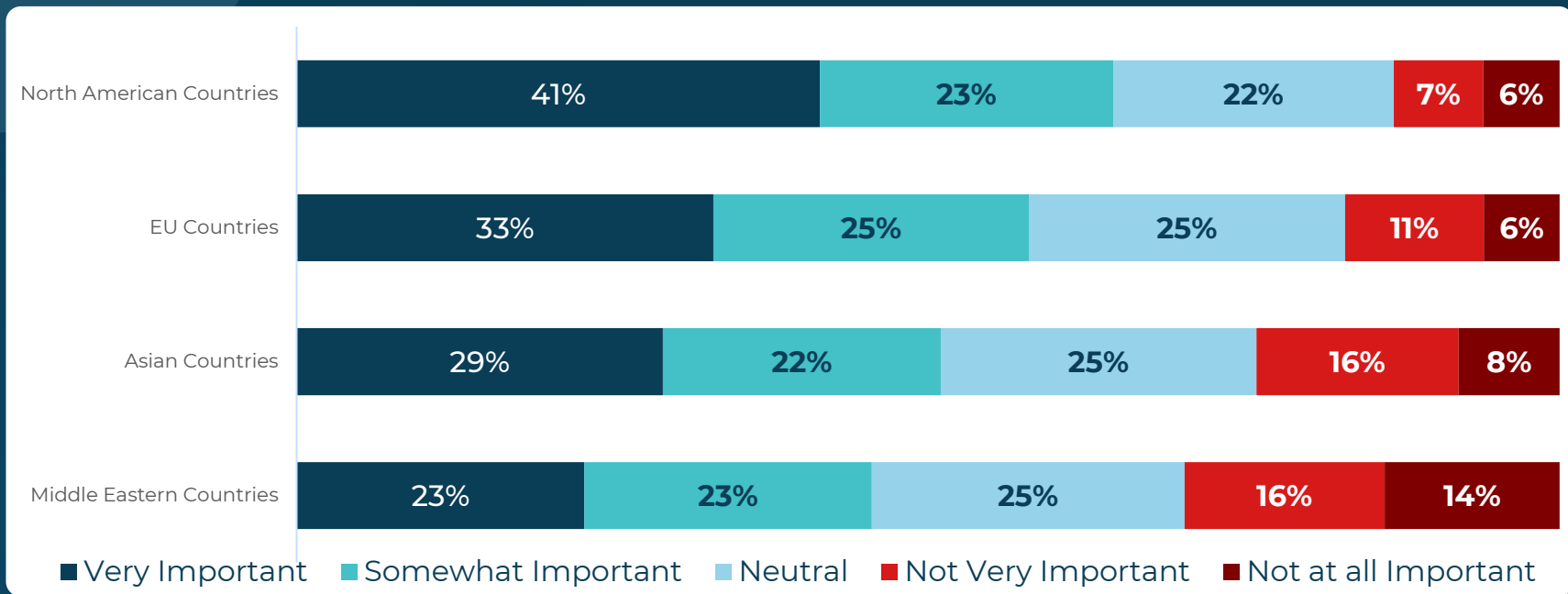
# Trading and Economic Partnerships: Importance



**Q2. And when it comes to trading and economic partnerships, how important do you feel each of the following groups are to the United States. Please use a scale of 0 to 100 where 0 means you do not feel they are at all important and 100 means you feel they are very important as a trading partner for the US. You can use any number between 0 and 100?**



# Trading and Economic Partnerships: Importance



**Q2. And when it comes to trading and economic partnerships, how important do you feel each of the following groups are to the United States. Please use a scale of 0 to 100 where 0 means you do not feel they are at all important and 100 means you feel they are very important as a trading partner for the US. You can use any number between 0 and 100?**

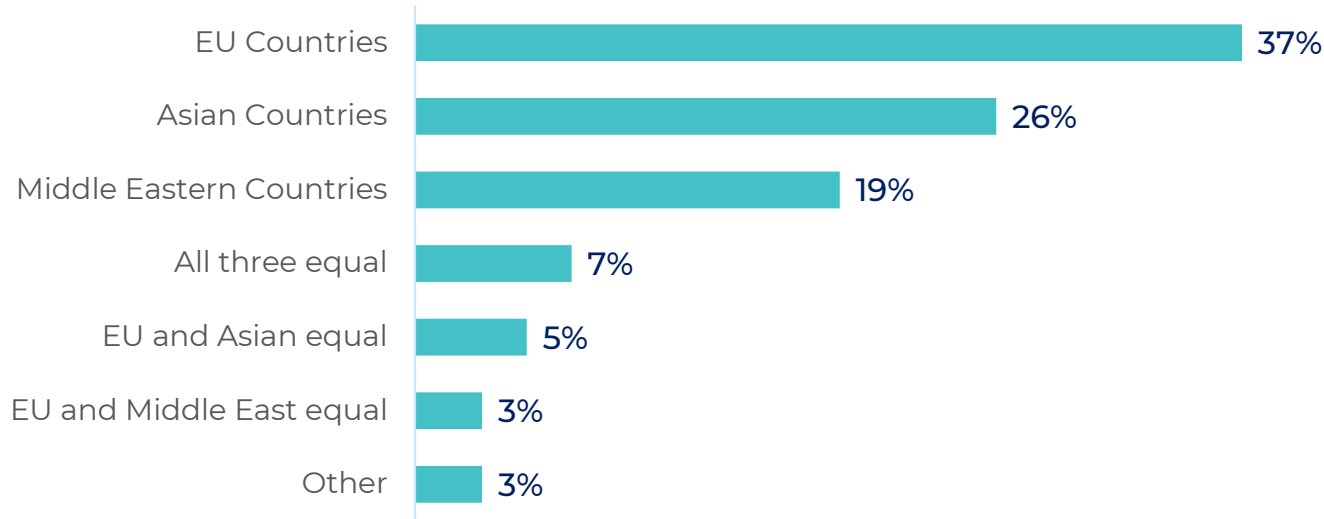
# Trading and Economic Partnerships: Importance Breakout

Q2. And when it comes to trading and economic partnerships, how important do you feel each of the following groups are to the United States. Please use a scale of 0 to 100 where 0 means you do not feel they are at all important and 100 means you feel they are very important as a trading partner for the US. You can use any number between 0 and 100? (Very Important: 80-100)

	North American Countries	European Countries	Asian Countries	Middle Eastern Countries
<b>Total</b>	<b>41%</b>	<b>33%</b>	<b>29%</b>	<b>23%</b>
Men	43%	35%	29%	26%
Women	39%	31%	28%	19%
Gen Z	30%	24%	23%	18%
Millennials	37%	32%	30%	27%
Gen X	37%	26%	26%	21%
Boomers	52%	42%	31%	22%
Non-College	37%	28%	25%	19%
College	50%	44%	37%	30%
Trump 2024 Voter	37%	30%	26%	27%
Harris 2024 Voter	55%	47%	39%	26%
Have a current passport	42%	33%	29%	26%
Used to have a passport	47%	40%	33%	18%
Have never had a passport	38%	30%	27%	19%

# Trading and Economic Partnerships: Important (Not Including North America)

Most



**Q2. And when it comes to trading and economic partnerships, how important do you feel each of the following groups are to the United States. Please use a scale of 0 to 100 where 0 means you do not feel they are at all important and 100 means you feel they are very important as a trading partner for the US. You can use any number between 0 and 100?**

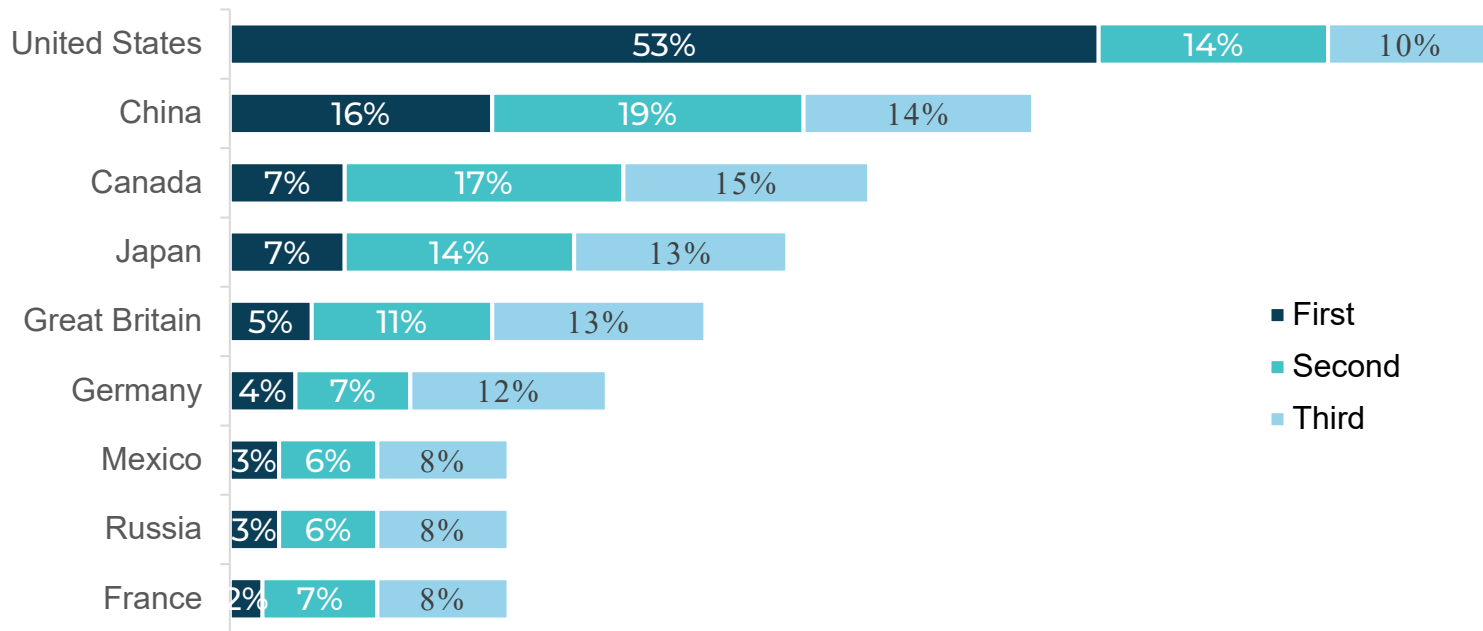
# Trading and Economic Partnerships: Importance Breakout

Q2. And when it comes to trading and economic partnerships, how important do you feel each of the following groups are to the United States. Please use a scale of 0 to 100 where 0 means you do not feel they are at all important and 100 means you feel they are very important as a trading partner for the US. You can use any number between 0 and 100? (Very Important: 80-100)

	EU Most Important	EU Not Vied as Most Important
<b>Total</b>	<b>52%</b>	<b>49%</b>
Men	52%	52%
Women	51%	45%
Gen Z	47%	55%
Millennials	45%	59%
Gen X	51%	46%
Boomers	61%	35%
Non-College	52%	50%
College	49%	45%
Trump 2024 Voter	47%	47%
Harris 2024 Voter	58%	41%
Have a current passport	47%	52%
Used to have a passport	55%	46%
Have never had a passport	57%	44%

# Countries With The Strongest Economy:

## Rank Choice



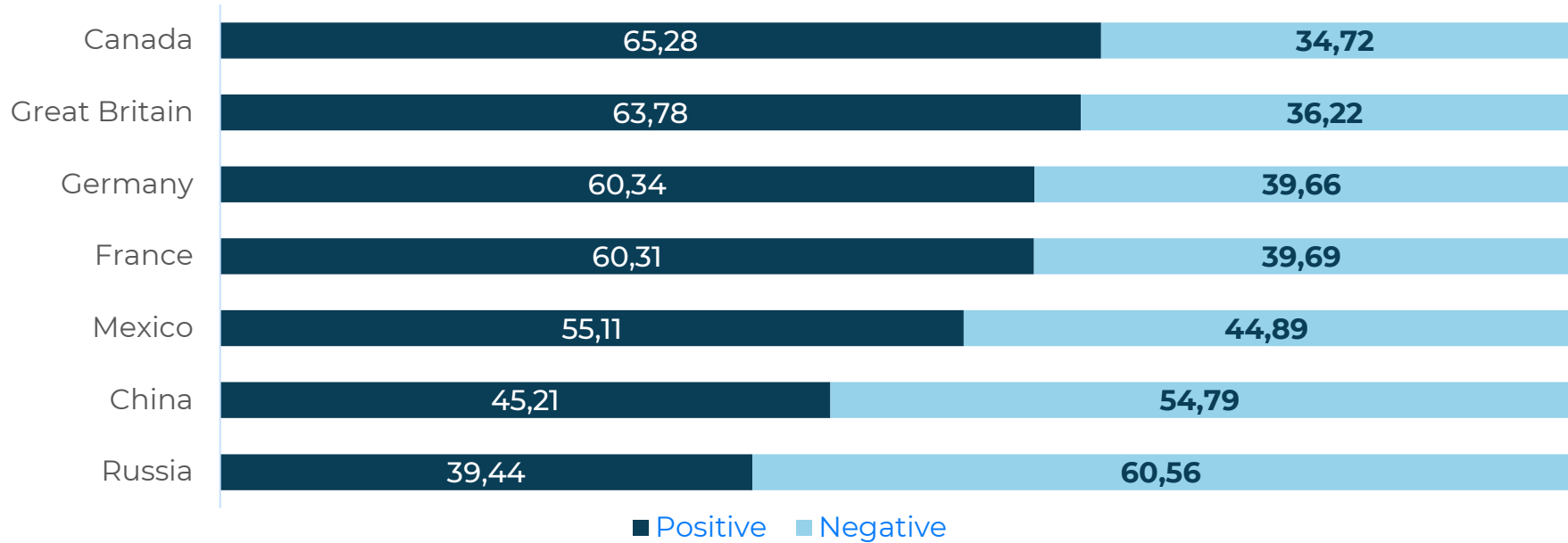
Q3. Based on what you have seen in the news recently, when it comes to the economy, which of the following countries do you feel has the strongest economy right now? Please rank the top three countries from best economy to third best.

# Countries With The Strongest Economy: Ranked in the Top Three

Q3. Based on what you have seen in the news recently, when it comes to the economy, which of the following countries do you feel has the strongest economy right now? Please rank the top three countries from best economy to third best.

	United States	China	Canada	Japan	UK	Germany	France
Total	77%	49%	39%	34%	28%	23%	16%
Men	80%	47%	35%	35%	25%	26%	16%
Women	73%	50%	43%	32%	31%	20%	17%
Gen Z	73%	42%	37%	31%	32%	16%	21%
Millennials	76%	47%	32%	29%	29%	25%	19%
Gen X	80%	51%	42%	27%	31%	24%	17%
Boomers	75%	51%	46%	43%	25%	24%	11%
Non-College	76%	48%	43%	31%	28%	20%	16%
College	77%	50%	32%	39%	28%	29%	18%
Trump 2024 Voter	87%	51%	33%	33%	27%	24%	16%
Harris 2024 Voter	65%	47%	51%	36%	31%	25%	17%
Have a current passport	76%	47%	36%	34%	27%	25%	18%
Used to have a passport	77%	49%	50%	35%	33%	26%	11%
Have never had a passport	76%	51%	41%	33%	29%	20%	16%

# Positive and Negative Feelings: Countries Around the World



Q4. What percent of the time do you have a positive feeling about the following countries and what percent of the time do you have a negative feeling?

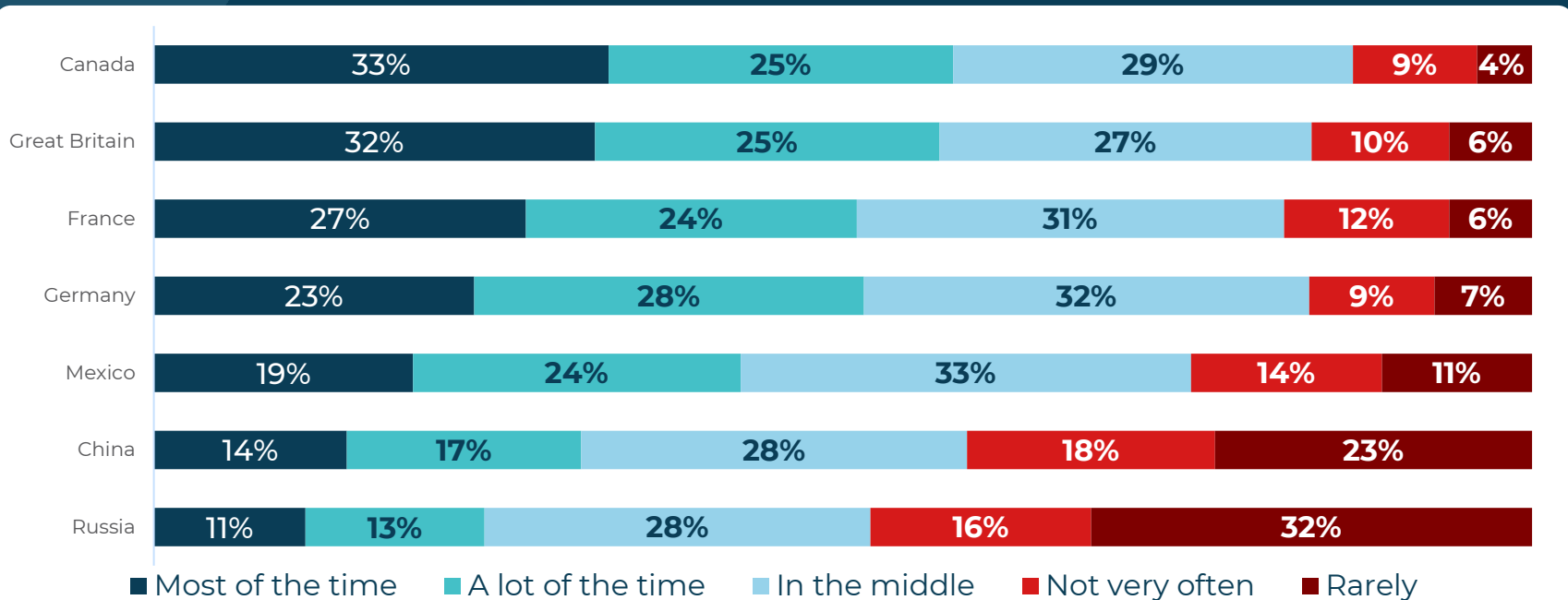
# Positive Feelings: Countries Around the World

Q4. What percent of the time do you have a positive feeling about the following countries and what percent of the time do you have a negative feeling? (Positive mean score)

	Canada	UK	Germany	France	Mexico	China	Russia
<b>Total</b>	<b>65.28</b>	<b>63.78</b>	<b>60.34</b>	<b>60.31</b>	<b>55.11</b>	<b>45.21</b>	<b>39.44</b>
Men	66.01	66.36	64.44	61.26	59.32	47.62	42.65
Women	64.62	61.35	56.49	59.52	51.13	42.93	36.35
Gen Z	58.00	58.15	57.86	57.08	55.79	56.51	50.37
Millennials	65.04	65.02	62.10	63.64	61.25	58.60	51.51
Gen X	63.75	60.08	56.43	56.30	52.68	41.43	35.46
Boomers	70.01	67.59	62.60	62.32	50.16	30.35	25.45
Non-College	62.58	60.51	56.93	58.31	53.72	44.04	39.83
College	71.38	71.15	68.02	64.83	58.25	47.85	38.56
Trump 2024 Voter	61.42	63.54	58.49	56.76	48.78	41.15	40.04
Harris 2024 Voter	75.12	69.56	65.92	67.87	63.47	46.93	34.46
Have a current passport	67.11	67.52	64.70	63.82	57.66	50.90	44.04
Used to have a passport	68.79	66.00	64.28	62.70	56.00	39.87	33.38
Have never had a passport	62.49	59.46	54.59	56.01	51.41	39.61	35.35



## Very Positive Feelings: Breakdown of Views



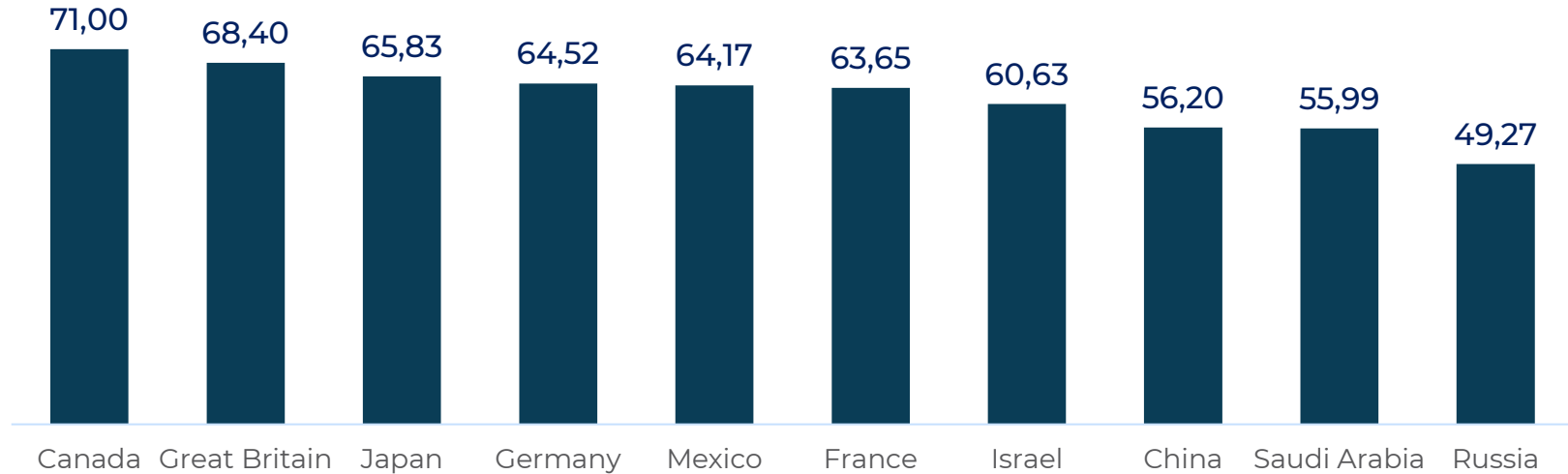
Q4. What percent of the time do you have a positive feeling about the following countries and what percent of the time do you have a negative feeling?

# Positive Feelings: Countries Around the World

Q4. What percent of the time do you have a positive feeling about the following countries and what percent of the time do you have a negative feeling? (% that feel positive 60% of the time or more)

	Canada	UK	Germany	France	Mexico	China	Russia
Total	58%	57%	52%	50%	43%	31%	24%
Men	61%	63%	62%	55%	52%	38%	30%
Women	56%	50%	43%	47%	34%	25%	18%
Gen Z	45%	46%	48%	45%	44%	42%	35%
Millennials	59%	61%	55%	55%	53%	51%	39%
Gen X	54%	50%	46%	44%	36%	26%	18%
Boomers	66%	63%	56%	54%	37%	11%	10%
Non-College	52%	50%	45%	45%	39%	27%	23%
College	71%	72%	69%	61%	51%	40%	27%
Trump 2024 Voter	56%	60%	52%	47%	36%	30%	26%
Harris 2024 Voter	72%	66%	63%	64%	55%	31%	20%
Have a current passport	62%	67%	62%	58%	49%	40%	31%
Used to have a passport	63%	58%	58%	54%	46%	24%	18%
Have never had a passport	53%	46%	40%	42%	35%	22%	17%

# U.S. Have a Strong Relationship: Importance



**Q5. How important do you feel it is for the United States to have a strong relationship with the following countries? Please use a scale of 0 to 100 with 0 meaning you do not feel it is important at all and 100 means you feel it is very important for the US to have a strong relationship with the country.**

# U.S. Have a Strong Relationship: Importance of North American Countries

Q5. How important do you feel it is for the United States to have a strong relationship with the following countries? Please use a scale of 0 to 100 with 0 meaning you do not feel it is important at all and 100 means you feel it is very important for the US to have a strong relationship with the country. (Mean Score)

	Canada	Mexico
<b>Total</b>	<b>71.00</b>	<b>64.17</b>
Men	71.20	65.75
Women	70.95	62.73
Gen Z	62.87	62.51
Millennials	69.52	66.70
Gen X	68.32	60.69
Boomers	77.52	64.24
Non-College	68.56	62.26
College	76.51	68.47
Trump 2024 Voter	68.74	61.17
Harris 2024 Voter	80.14	72.52
Have a current passport	73.05	66.84
Used to have a passport	69.55	64.27
Have never had a passport	69.27	60.53

# U.S. Have a Strong Relationship: Importance of EU Countries

Q5. How important do you feel it is for the United States to have a strong relationship with the following countries? Please use a scale of 0 to 100 with 0 meaning you do not feel it is important at all and 100 means you feel it is very important for the US to have a strong relationship with the country. (Mean Score)

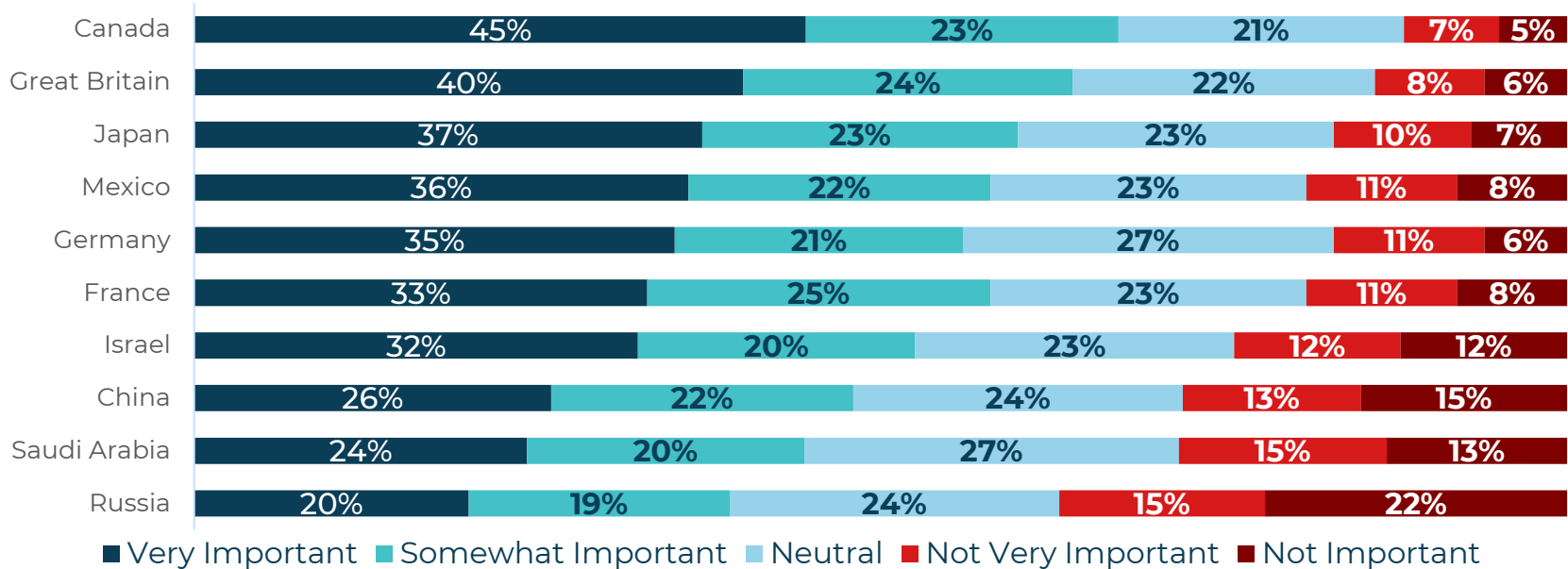
	UK	Germany	France
<b>Total</b>	<b>68.40</b>	<b>64.52</b>	<b>63.65</b>
Men	69.65	65.47	63.58
Women	67.26	63.63	63.78
Gen Z	62.80	59.81	60.58
Millennials	66.99	64.99	64.91
Gen X	62.89	60.27	58.69
Boomers	75.89	68.50	66.48
Non-College	65.72	61.81	60.57
College	74.44	70.64	70.61
Trump 2024 Voter	69.07	64.64	62.66
Harris 2024 Voter	74.81	70.34	70.19
Have a current passport	70.10	66.78	66.47
Used to have a passport	71.98	68.46	64.13
Have never had a passport	65.07	60.62	59.47

# U.S. Have a Strong Relationship: Importance of Other Countries

Q5. How important do you feel it is for the United States to have a strong relationship with the following countries? Please use a scale of 0 to 100 with 0 meaning you do not feel it is important at all and 100 means you feel it is very important for the US to have a strong relationship with the country. (Mean Score)

	Japan	Israel	China	Saudi Arabia	Russia
<b>Total</b>	<b>65.83</b>	<b>60.63</b>	<b>56.20</b>	<b>55.99</b>	<b>49.27</b>
Men	66.36	61.88	55.87	57.93	49.26
Women	65.37	59.44	56.53	54.15	49.25
Gen Z	61.19	54.87	55.28	56.82	50.01
Millennials	66.63	62.65	65.50	61.26	59.44
Gen X	59.83	56.33	53.07	50.68	44.95
Boomers	71.05	63.98	50.73	53.00	41.91
Non-College	62.77	59.40	54.92	54.79	49.47
College	72.72	63.40	59.09	58.70	48.82
Trump 2024 Voter	65.81	66.05	54.13	59.07	51.03
Harris 2024 Voter	71.62	58.61	59.49	55.56	44.92
Have a current passport	68.00	61.42	58.48	58.65	51.30
Used to have a passport	69.03	58.04	56.78	53.68	47.27
Have never had a passport	61.87	60.70	52.26	53.03	47.11

# U.S. Having a Strong Relationship: Importance



Q5. How important do you feel it is for the United States to have a strong relationship with the following countries? Please use a scale of 0 to 100 with 0 meaning you do not feel it is important at all and 100 means you feel it is very important for the US to have a strong relationship with the country.

# U.S. Have a Strong Relationship: Importance of North American Countries

Q5. How important do you feel it is for the United States to have a strong relationship with the following countries? Please use a scale of 0 to 100 with 0 meaning you do not feel it is important at all and 100 means you feel it is very important for the US to have a strong relationship with the country. (% that feel important 60% of the time or more)

	Canada	Mexico
Total	68%	58%
Men	70%	62%
Women	64%	54%
Gen Z	55%	56%
Millennials	68%	61%
Gen X	62%	52%
Boomers	75%	58%
Non-College	62%	55%
College	76%	64%
Trump 2024 Voter	67%	54%
Harris 2024 Voter	82%	71%
Have a current passport	72%	62%
Used to have a passport	67%	61%
Have never had a passport	63%	53%



# U.S. Have a Strong Relationship: Importance of EU Countries

Q5. How important do you feel it is for the United States to have a strong relationship with the following countries? Please use a scale of 0 to 100 with 0 meaning you do not feel it is important at all and 100 means you feel it is very important for the US to have a strong relationship with the country. (% that feel important 60% of the time or more)


	UK	France	Germany
<b>Total</b>	<b>64%</b>	<b>58%</b>	<b>56%</b>
Men	68%	60%	57%
Women	61%	56%	54%
Gen Z	56%	54%	48%
Millennials	52%	62%	57%
Gen X	58%	50%	52%
Boomers	73%	59%	60%
Non-College	60%	52%	52%
College	75%	69%	65%
Trump 2024 Voter	66%	59%	57%
Harris 2024 Voter	74%	67%	64%
Have a current passport	67%	63%	60%
Used to have a passport	70%	59%	62%
Have never had a passport	59%	51%	50%

# U.S. Have a Strong Relationship: Importance of Other Countries

Q5. How important do you feel it is for the United States to have a strong relationship with the following countries? Please use a scale of 0 to 100 with 0 meaning you do not feel it is important at all and 100 means you feel it is very important for the US to have a strong relationship with the country. (% that feel important 60% of the time or more)

	Japan	Israel	Russia	China	Saudi Arabia	Russia
Total	60%	52%	39%	48%	45%	39%
Men	62%	56%	40%	50%	49%	40%
Women	58%	48%	38%	47%	40%	38%
Gen Z	49%	42%	41%	41%	40%	41%
Millennials	62%	57%	52%	62%	52%	52%
Gen X	52%	45%	32%	44%	37%	32%
Boomers	68%	57%	31%	42%	42%	31%
Non-College	54%	49%	38%	45%	41%	38%
College	75%	58%	42%	56%	51%	42%
Trump 2024 Voter	64%	59%	41%	48%	51%	41%
Harris 2024 Voter	67%	50%	35%	52%	41%	35%
Have a current passport	65%	55%	44%	51%	49%	44%
Used to have a passport	69%	48%	38%	51%	44%	38%
Have never had a passport	52%	51%	34%	43%	38%	34%

67,36



Canada remains a critical strategic and economic partner of the United States

66,33



Great Britain remains a critical strategic and economic partner of the United States

63,1



Germany remains a critical strategic and economic partner of the United States

## Strategic Partnerships: Canada, Germany, and UK

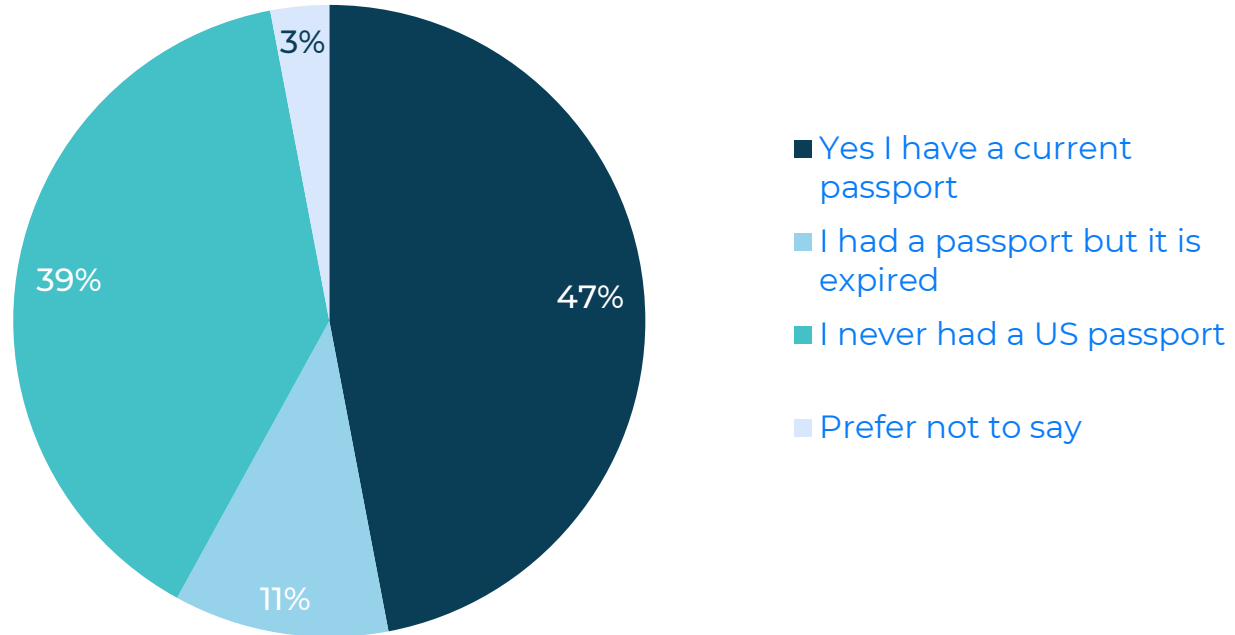
Q6. And how strongly do you agree or disagree with the following statements? Please use a scale of 0 to 100 with 0 meaning you do not agree at all and 100 means you strongly agree.

# Critical Trade Partners: Canada, the UK, and Germany

Q6. And how strongly do you agree or disagree with the following statements? Please use a scale of 0 to 100 with 0 meaning you do not agree at all and 100 means you strongly agree. (% that strongly agree)

	Great Britain is a critical trade partner	Canada is a critical trade partner	Germany is a critical trade partner
Total	60%	60%	55%
Men	66%	64%	60%
Women	53%	57%	49%
Gen Z	46%	42%	45%
Millennials	62%	63%	60%
Gen X	52%	56%	47%
Boomers	68%	68%	58%
Non-College	53%	55%	49%
College	74%	74%	68%
Trump 2024 Voter	64%	59%	55%
Harris 2024 Voter	65%	75%	67%
Have a current passport	58%	45%	61%
Used to have a passport	60%	54%	64%
Have never had a passport	63%	57%	64%

# U.S. Passport: Do You Own One?



Q7. Do you currently have a U.S. Passport?

# US Passport: Do you have one?

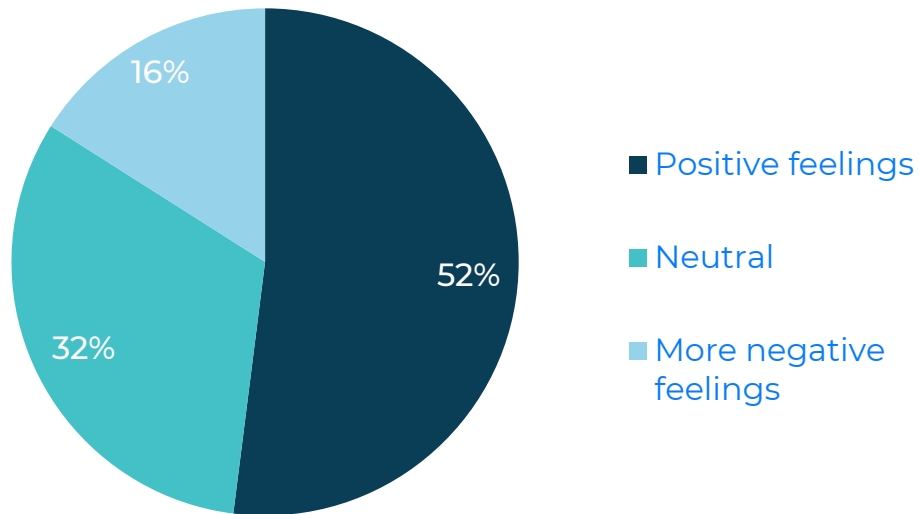
Q6. Do you currently have a  
U.S. passport?

	Yes	I used to but it expired	Have never had one
Total	47%	11%	39%
Men	59%	11%	28%
Women	35%	12%	49%
Gen Z	56%	5%	33%
Millennials	63%	9%	23%
Gen X	35%	12%	51%
Boomers	35%	16%	46%
Non-College	36%	12%	48%
College	71%	10%	17%
Trump 2024 Voter	58%	10%	31%
Harris 2024 Voter	51%	14%	33%

# Views on Germany:

## A US Perspective

## Positive Feelings: Germany?



Q. Do you have positive feelings towards Germany?

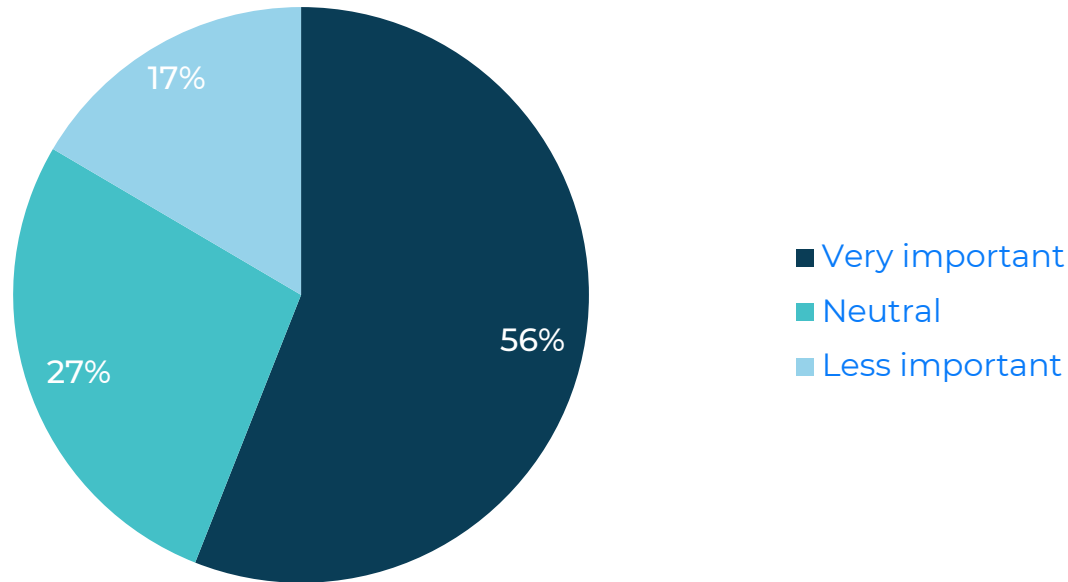


# Positive Feelings: Germany Breakout

Q. Do you have positive feelings towards Germany?

	Positive Feelings	Neutral	More Negative Feelings
Total	52%	26%	16%
Men	62%	26%	12%
Women	43%	39%	20%
Gen Z	48%	42%	17%
Millennials	55%	29%	15%
Gen X	46%	33%	20%
Boomers	56%	29%	13%
Non-College	45%	46%	18%
College	69%	24%	10%
Trump 2024 Voter	52%	28%	20%
Harris 2024 Voter	63%	27%	11%

## Relationship Importance: Germany?



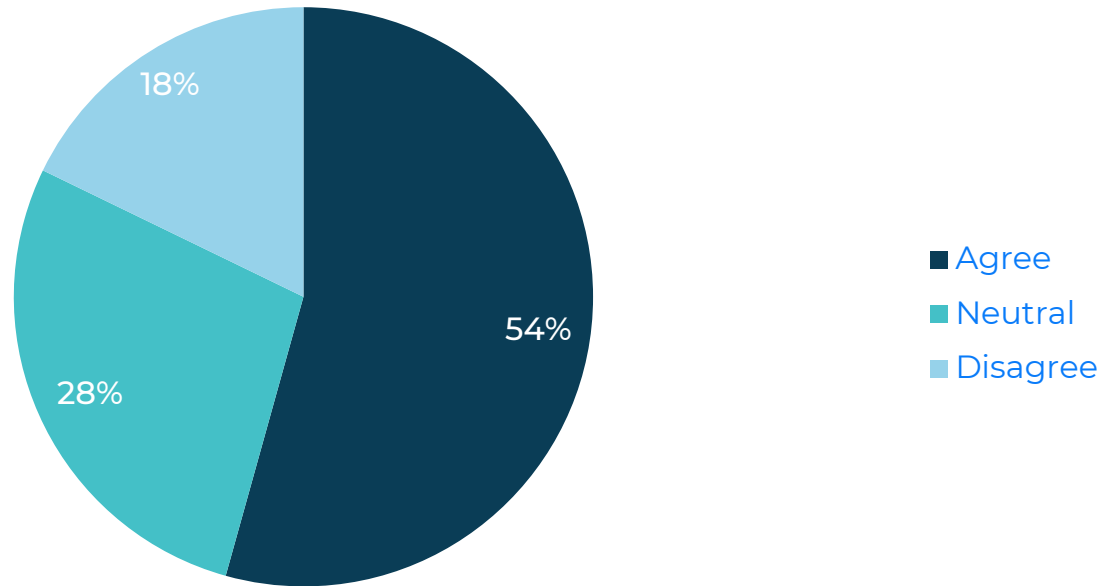
Q. How important is the United State's relationship with Germany?

# Relationship Importance: Germany Breakout

Q. How important is the United State's relationship with Germany?

	Very Important	Neutral	Less Important
Total	56%	27%	17%
Men	58%	27%	15%
Women	54%	28%	18%
Gen Z	47%	32%	21%
Millennials	58%	30%	13%
Gen X	52%	25%	23%
Boomers	60%	27%	13%
Non-College	52%	29%	19%
College	65%	24%	11%
Trump 2024 Voter	57%	27%	16%
Harris 2024 Voter	65%	22%	13%

# Trade Partner Importance: Germany?



Q. How important is the United State's trade partnership with Germany?

# Trade Partner Importance: Germany Breakout

Q. How important is the United State's trade partnership with Germany?

	Important	Neutral	Not very important
Total	54%	28%	18%
Men	60%	26%	14%
Women	49%	29%	22%
Gen Z	46%	31%	24%
Millennials	59%	26%	15%
Gen X	47%	32%	21%
Boomers	58%	26%	16%
Non-College	48%	32%	20%
College	68%	19%	14%
Trump 2024 Voter	54%	28%	18%
Harris 2024 Voter	67%	22%	12%



**trendency**  
RESEARCH

More Than Just Data.

 [www.trendency.com](http://www.trendency.com)  
Trendency -Research